





entrega primer año arquitectura 2012














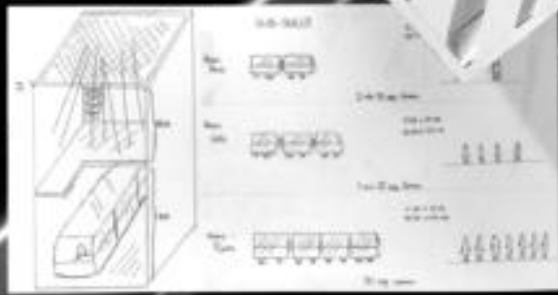
CONEXIÓN DEL MUNDO SUBTERRANEO CON EL EXTERIOR



PASO SOBRE EL RESPIRADERO



EL RITMO COMUN ENTRE EL SUELO



LAS ALTURAS DE LAS CONSTRUCCIONES A POCOS METROS DEL RESPIRADERO



# Conexión entre sombras.

Luces y sombras producen el quiebre que da bienvenida al "paseo de la sombra y el silencio" un lugar de un carácter inescrutable por su posición de contención.

Contención de luz y la sombra.

## Gobierno de las sombras:

La luz es guiada por una masa en su espacio. Trayendo consigo la homogeneidad de los espacios y evitando complementarios en una unidad de grandes profundidades. La vida se encuentra allí y el ritmo surge en la oscuridad.

41  
4900  
1800  
100  
14




### Sub-Vida:



Sub-suelo se presenta como la pérdida de referencias, unbral de entrada hacia niveles profundidades distintas que trae consigo la total conexión su sub-suelo generando finalmente una sub-vida.


Respiradero:  
Medidas: 4,00 x 1,55 mt  
Profundidad: 4,60 mt



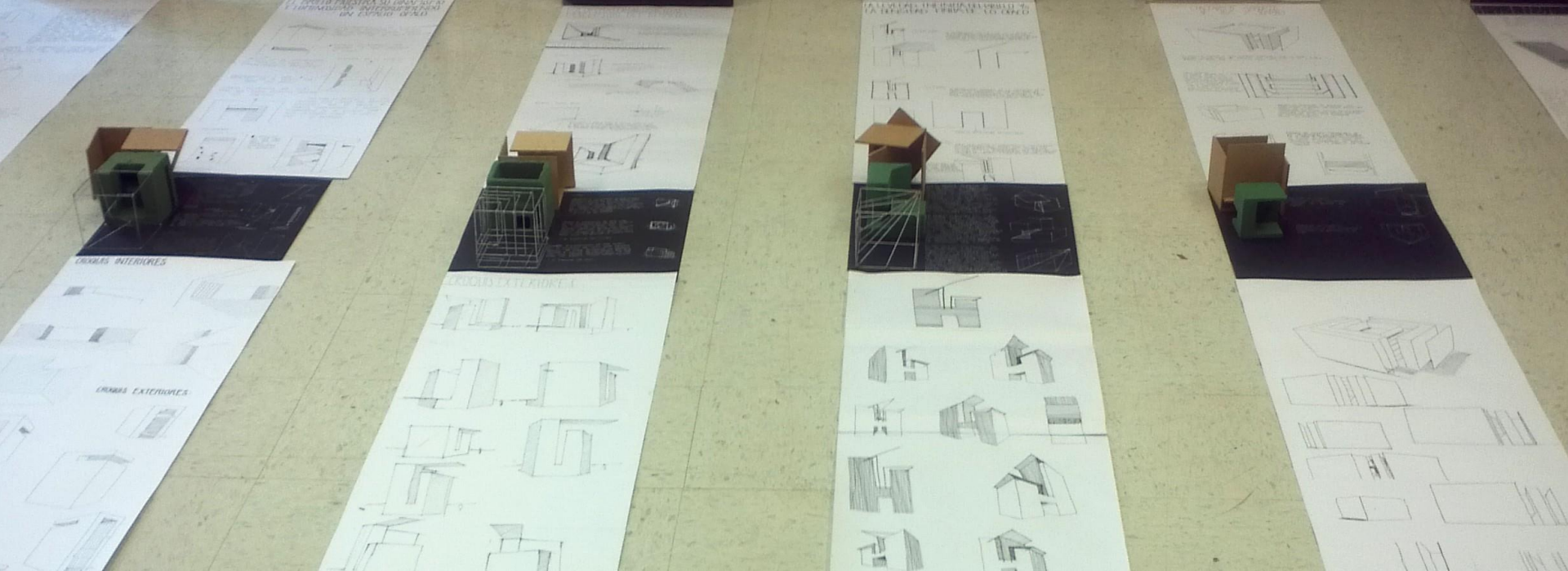















entrega primer año arquitectura 2012







EN EL BORDE COSTERO FORMA UNA  
ESPECIALIDAD DINAMICA Y CAMBIANTE  
CON RELACION A LA PLAYA

























entrega primer año arquitectura





2012





































entrega primer año arquitectura


2012
























entrega primer año arquitectura

2012





























MUSEO DE LA MEMORIA Y LOS DERECHOS HUMANOS

A large, clear, faceted glass sculpture, possibly a model or a piece of art, is displayed on a white table. The sculpture is composed of numerous triangular and quadrilateral facets, creating a complex, crystalline structure. The background shows a studio or office environment with people working at desks.


entrega primer año arquitectura


2012

















← EL LIMITE  
ES VIRTUOS,  
UNA "CONVENCION".




EL CONVILITARIO DE  
LA MASA Y EL VACIO.










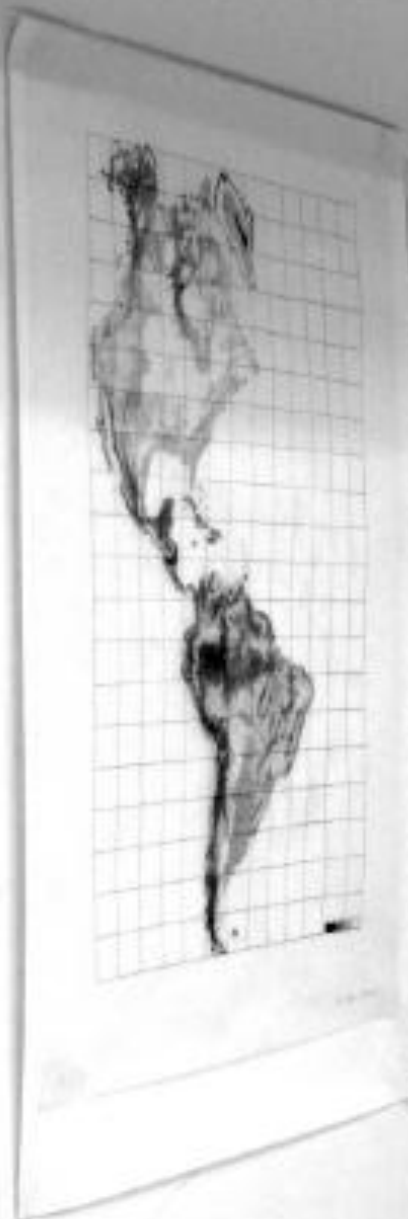
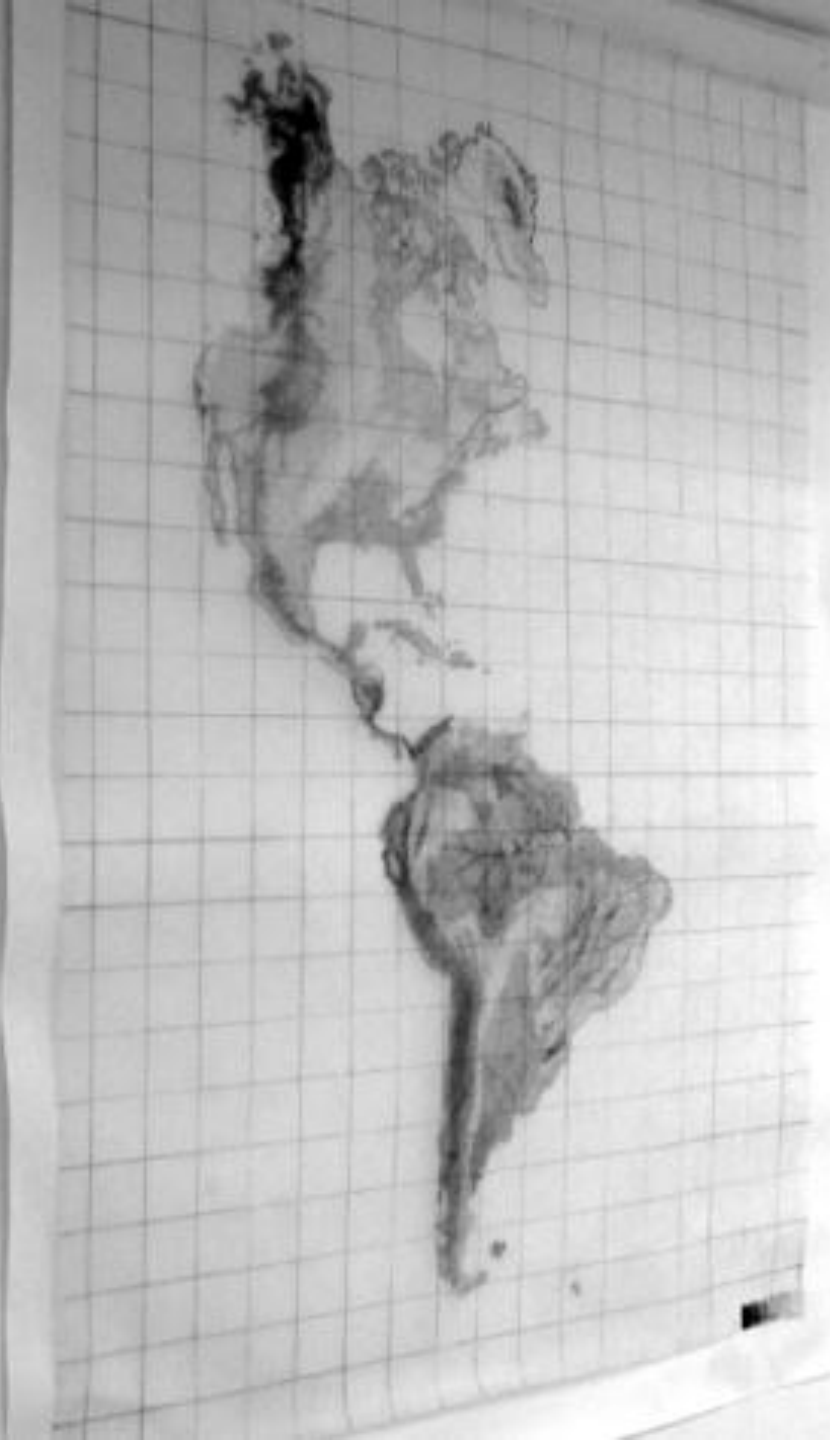






entrega primer año arquitectura

2012











DA S06 SALAZAR RAMOS / CONSUELO GUIÑEZ / 12 DE JULIO 2012







